











































































































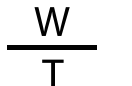



SYMBOL	NAME (sym bol meaning)	CODE	SYMBOL	NAME (sym bol meaning)	CODE
	(Clear)	001		Laser Etchable Solid Black	016
	Power On	002		Antenna	017
ACC	Accessory	003		Cutter	018
ACC 1	Accessory 1	004		Engine Start	019
ACC 2	Accessory 2	005		Hood Closed	020
	Horn (Red)	006		Hood Open	021
	Water	007		Horn (Black)	022
	Battery Parallel	008		Throttle	023
	Navigation	009		Water Spray	024
	Anchor	010		Spot Light	025
TRIM 	Trim Up	011		Arrow	026
TRIM 	Trim Down	012		PTO	027
COURTESY LIGHTS 	Courtesy Lights	013		PTO; rotational speed	028
	Left Wiper	014		Beacon	029
	Right Wiper	015		Master Lights	030
















SYMBOL	NAME (sym bol meaning)	CODE	SYMBOL	NAME (sym bol meaning)	CODE
	Radial Arrow Counterclockwise	031		Aft Bilge Pump	046
	Radial Arrow Clockwise	032		Fwd Bilge Pump	047
	Cabin Lights	033		Wiper Wash	048
	Cockpit	034		Radar	049
	Anchor Up	035		Lock	050
	Anchor Down	036		Bilge Blower	051
	Radio	037		Heater Fan	052
	Livewell	038		Macerater	053
	Shower	039		Tank Fill	054
	Instruments	040		Tank Drain	055
	A/C	041		Spreader / Work Lights	056
	Satellite	042		Navigation/Anchor	057
	Depth Sounder	043		Instrument Light	058
	Electric	044		Dome Light	059
	Bilge	045		Cancel Display	060










SYMBOL	NAME (sym bol meaning)	CODE	SYMBOL	NAME (sym bol meaning)	CODE
	Reset	061		Rear window defroster	076
	Stand-by	062		Header, tilt forward	077
	Activation Settings	063		Header, tilt rearward	078
	Engine Stop	064		Dozer Blade, raise	079
	Engine Run	065		Dozer Blade, lower	080
	Clutch	066		Excavator/backhoe, boom, raise	081
	Park Brake	067		Excavator/backhoe, boom, lower	082
	Headlights/high beam	068		Loader Bucket, raise	083
	Headlights/low beam	069		Loader Bucket, lower	084
	Parking lights	070		Clamshell Bucket, open	085
	Hazard warning lights	071		Clamshell Bucket, close	086
	Clearance lights (CJ006)	072		Grapple Open	087
	Nighttime instrument illumination	073		Grapple Close	088
	Windshield Washer & Fluid	074		Circular Saw, out	089
	Rear Window Washer & Wiper	075		Circular Saw, in	090
















SYMBOL	NAME (sym bol meaning)	CODE	SYMBOL	NAME (sym bol meaning)	CODE
	Winch, spool out	091		Underwater Lights	106
	Winch, spool in	092		Helm Light	107
	Cutting element	093		Aft Flood Light	108
	Mower deck, raise	094		Fwd Flood Light	109
	Mower deck, lower	095		Fwd Deck Light	110
	Lower Bed	096		Port Bow Down	111
	Raise Bed	097		Stbd Bow Down	112
A/M	Auto / Manual	098		Port Bow Up	113
	Window Down Left	099		Stbd Bow Up	114
	Window Up Left	100		Nav LTS TXT	115
	Window Down Right	101		Work LTS	116
	Window Up Right	102		Panel Dimmer	117
	Bilge Light	103		Port Wiper On	118
	Fresh Water	104		Port Wiper Off	119
	Salt Water	105		Mid Wiper On	120

SYMBOL	NAME (sym bol meaning)	CODE
MID 	Mid Wiper Off	121
STBD 	Stbd Wiper On	122
STBD 	Stbd Wiper Off	123
E. R.  EX FAN	Engine Room Exhaust	124
 RESET	Reset	125
 S. DECK	Stern Deck Lights	126
 BLUE LT	Blue Lights	127
 SEARCH SKTS	Search Lights	128
 COMP DIM	Compartment Dimmer	129
W. H.  RECIRC	Wheel House Recirc Fan	130
W. H.  EX FAN	Wheel House Exhaust Fan	131
S. CAB  BILGE	Stern Cabin Bilge	132
P. ENG  BILGE	Port Engine Bilge	133
S. ENG  BILGE	Stbd Engine Bilge	134
 DAVIT	Davit Light	135

SYMBOL	NAME (sym bol meaning)	CODE
	Message	136
	Monitor	137
	SOS	138
PORT SIDE  ON	Port Wiper ON	139
PORT SIDE  OFF	Port Wiper OFF	140
STBD SIDE  ON	STBD Wiper On	141
STBD SIDE  OFF	STBD Wiper OFF	142
G.S  PUMP	GS PUMP	143
	TURTLE	144
	Steering Fan	145
	Operator Control	146
	Work/Travel Mode	147
	Axle Release	148
	Axle Lock	149
	Load In	150

SYMBOL	NAME (sym bol meaning)	CODE
	Load Out	151
	Front Steering	152
	Parallel Steering	153
	Converging Steering	154
	Slow Speed	155
	Medium Speed	156
	Ridge Cutter	157
	Shredder	158
	Magnet	159
	Demolition Hammer	160
	Alarm	161
	OFF	162
	Stop Sign	166
	Park	167
	Flood	168

SYMBOL	NAME (sym bol meaning)	CODE
	Heater Fan I	169
	Heater Fan II	170
	Heater Fan III	171
1	Numeral One	172
2	Numeral 2	173
3	Numeral 3	174
4	Numeral 4	175
5	Numeral 5	176
	Turtle	177
	Snail	178
	Fan	179
R	R Symbol	180
	Pile Driver	181
	Beam Positions	182
	Excavate	183

SYMBOL	NAME (sym bol meaning)	CODE
	HI/LO	184
	Vac Pump	185
	Sport Fish	188
	Left Engine Start/Stop	198
	Right Engine Start/Stop	199
	Engine Speed	200
	Propel Hi/Low Speed	201
	Service Panel Down	202
	Service Panel Up	203
	Hoist Brake	204
	Crowd Brake	205
	Swing Brake	206
	Drive Enable	208
	Cruise Down	209
	Cruise Up	210